




Common Interface  
ELF110



Narrow Profile  
ELF110-001



Standard Profile  
ELF110-002

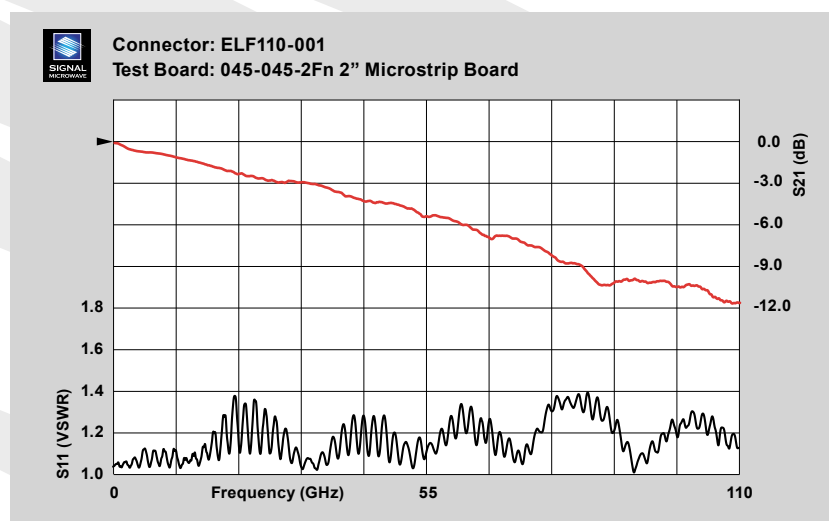
# Signal Microwave ELF110

## 1.0 mm Edge Launch Connectors for the Digital Industry


**ELF110-001** (Narrow Profile) to more tightly couple differential lines on curved edges.

**ELF110-002** (Standard Profile) to use instead of current high priced offerings. Both Models have the same launch geometry and internal construction.

- 1.0 mm Interface
- Top Ground Only
- 110 GHz Bandwidth
- Board Design Support Available
- Edge Launch
- Test Boards Available
- No Soldering Required



2" GCPWG test board with typical data through 110 GHz



**Signal Microwave, LLC**  
Tempe, Arizona  
info@signalmicrowave.com  
www.signalmicrowave.com  
(480) 322-4992