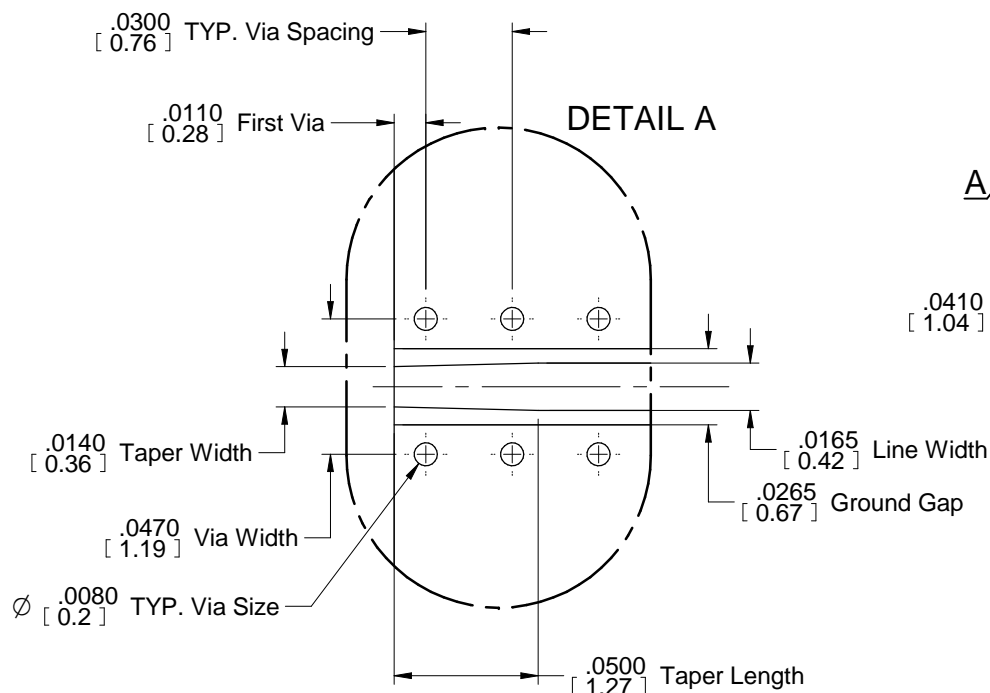
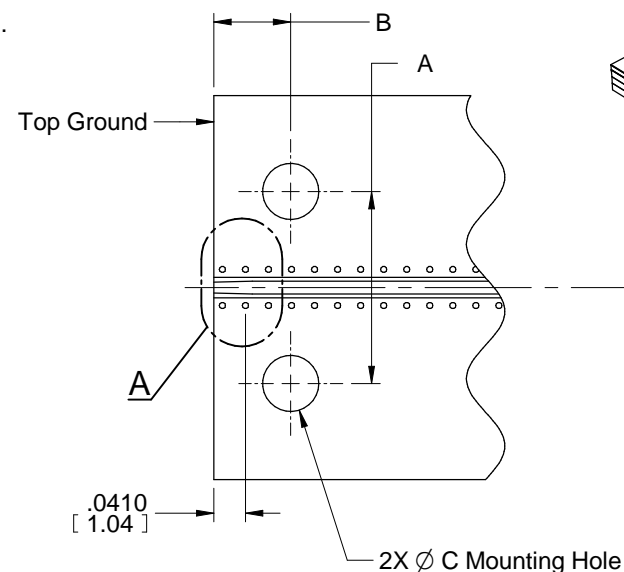
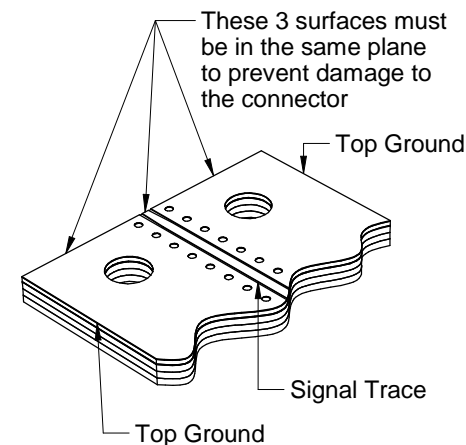
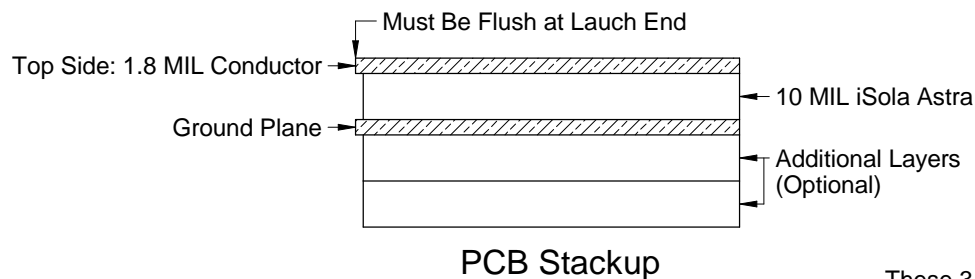


Notes (Unless Otherwise Specified):

1. All dimensions are in inches.
2. Dimensions in [xxx] are in millimeters.
3. Material: 10 MIL iSola Astra Dk = 3.02
4. Line Width = 16.5 MIL.
5. Launch Taper = 14 MIL. X 50 MIL.
6. Max Frequency = 70GHz
7. Hole Diameters are stated as finished hole size.
8. Plated through holes are to have a minimum of .001" copper.
9. No soldermask required.
10. Fabrication Tolerance: End product line widths and lands +/- .0005".
11. Copper Specification: 1/2 oz. CU \pm .0002, 1.8 MILS Finished
12. Plating Specification: 3 to 10 microinches Gold over 100 microinches Nickel.



Mounting Holes			
Body Width	A	B	Ø C
.370 (Narrow)	.250	.100	.073
.500 (Standard)	.375	.110	.078



MATERIAL		038 Launch, Grounded Coplaner Wave Guide, 10mil iSola Astra MT, 70GHz	
iSola Astra Dk = 3.02			
APPROVAL	DATE	DWG NO	REV
BR	02/02/16	EL-GC-M-10-ASTRA-038	B
FILE NAME: EL-GC-M-10-ASTRA-038, 10mil iSola Astra Edge Launch 70GHz.dtl			SHEET 1 OF 1